

Market Report

May, 2019



Turnberry Village

20000 E Country Club Dr
Aventura, FL 33180

Every month we compile this comprehensive market report focus on Turnberry Village in this convenient and easy to read format. Our data comes from more than six different sources including MLS Associations, County Offices and Financial Institutions. Get this report for free every month on our website turnberryvillagecondosforsale.com.

Property Stats

POSTAL CODE 33180

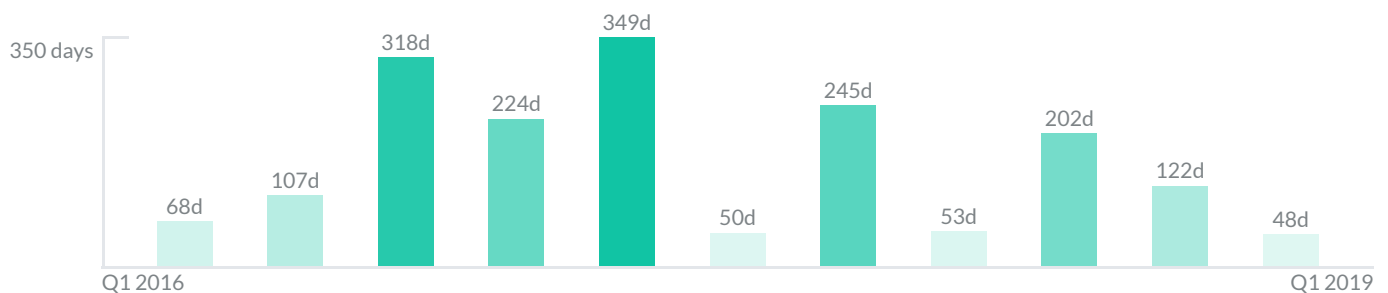
The property stats graph represents the median price evolution since ten years in your postal code area.



Similar Properties

DAYS ON THE MARKET

Everyday 3 months we monitor how many days it takes for similar properties to be sold. This is also a good indicator to know when to buy or sale!



Mortgage Rates

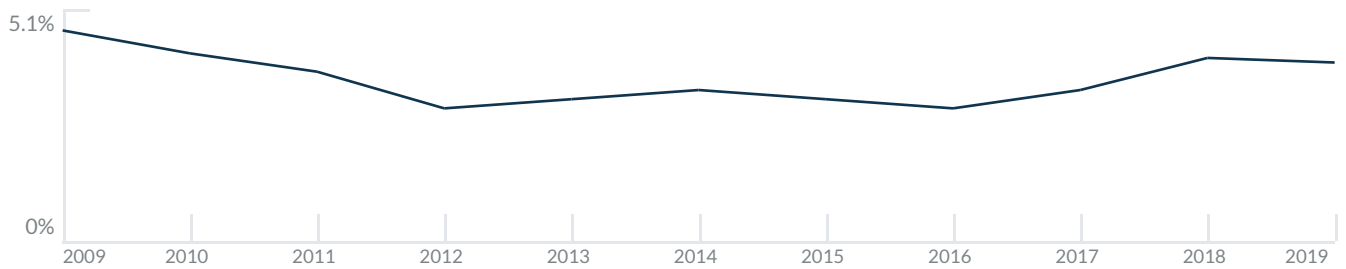
PER YEAR

Understanding mortgage economics is important when you want to buy with a loan. Below is the historical yearly average mortgage rates in the Unites States retrieved from Freddie Mac©

30 YEARS FIXED 4.4%



15 YEARS FIXED 3.9%



5/1-YEAR ADJUSTABLE 3.9%



Schools

CLOSEST

Having good schools nearby is important if you have kids or plan to rent or sell your home. Ratings are retrieved from the leading independent and nonprofit GreatSchools©

ELEMENTARY SCHOOL	MIDDLE SCHOOL	HIGH SCHOOL
Aventura City Of Excellence School	Hollywood Academy of Arts and Science Middle School	North Andale High School
10/10	10/10	3/10

Insights

IN TURNBERRY VILLAGE







Below the average listing prices of available unit per property type.



Activity

SOLD OR RENTED

Below the latest transactions reported by the local MLS Association for Turnberry Village

 <p>\$2,300</p> <p>UNIT 618</p> <p>RENTED MAR 2019</p> <p>2 Bath 2 Bed</p>	 <p>\$3,150</p> <p>UNIT 104</p> <p>RENTED APR 2019</p> <p>3 Bath 3 Bed</p>	 <p>\$489,900</p> <p>UNIT 906</p> <p>SOLD DEC 2018</p> <p>3 Bath 3 Bed</p>
 <p>\$2,800</p> <p>UNIT 512</p> <p>RENTED JAN 2019</p> <p>2 Bath 2 Bed</p>	 <p>\$1,690</p> <p>UNIT 201</p> <p>RENTED DEC 2018</p> <p>1 Bath 1 Bed</p>	 <p>\$334,900</p> <p>UNIT 502</p> <p>SOLD DEC 2018</p> <p>2 Bath 2 Bed</p>

Sold

LAST 20 PROPERTIES SOLD IN TURNBERRY VILLAGE

Unit	Price	Beds/Baths	\$/Sqft	Sqft	Buying Date	Days on Market
502	\$334,900	2/2	\$255.3	1,312	Mar 2019	48
710	\$445,000	2/2	\$311.0	1,431	Dec 2018	242
402	\$228,000	1/1	\$249.5	914	Dec 2018	18
403	\$400,000	3/3	\$235.0	1,702	Dec 2018	125
1201	\$395,000	2/2	\$301.1	1,312	Nov 2018	59
409	\$339,000	2/2	\$269.7	1,257	Oct 2018	166
1014	\$399,000	2/2	\$306.9	1,300	May 2018	202
1109	\$400,000	2/2	\$318.2	1,257	Jan 2018	53
1210	\$445,000	2/2	\$311.0	1,431	Aug 2017	72
308	\$415,000	2/2	\$282.3	1,470	Jul 2017	417
103	\$465,000	3/3	\$273.2	1,702	Jun 2017	114
609	\$368,000	2/2	\$292.8	1,257	Jun 2017	26
1103	\$599,000	3/3	\$351.9	1,702	Jun 2017	9
TS08	\$599,000	2/2	\$407.5	1,470	Apr 2017	51
TS03	\$635,000	3/3	\$373.1	1,702	Mar 2017	349
611	\$630,000	3/3	\$374.8	1,681	Nov 2016	464
209	\$310,000	2/2	\$246.6	1,257	Oct 2016	104
416	\$575,000	3/3	\$340.6	1,688	Oct 2016	105
306	\$548,000	3/3	\$346.8	1,580	Jul 2016	318
809	\$395,000	2/2	\$314.2	1,257	Jun 2016	52

Rented

LAST 20 PROPERTIES RENTED IN TURNBERRY VILLAGE

Unit	Price	Beds/Baths	\$/Sqft	Sqft	Rented Date	Days on Market
512	\$2,800	2/2	\$2.1	1,335	Apr 2019	71
201	\$1,690	1/1	\$1.8	914	Mar 2019	88
TS02	\$2,750	2/2	\$2.1	1,312	Feb 2019	12
406	\$2,850	3/3	\$1.8	1,580	Feb 2019	186
204	\$3,200	3/3	\$1.9	1,702	Feb 2019	164
501	\$2,700	2/2	\$2.1	1,312	Jan 2019	90
810	\$2,650	2/2	\$1.9	1,431	Nov 2018	52
104	\$3,150	3/3	\$1.9	1,702	Nov 2018	122
506	\$3,000	3/3	\$1.9	1,580	Oct 2018	110
1014	\$2,700	2/2	\$2.1	1,257	Sep 2018	77
TS04	\$3,450	3/3	\$2.0	1,702	Sep 2018	47
209	\$2,400	2/2	\$1.9	1,257	Aug 2018	88
1211	\$3,200	3/3	\$1.9	1,681	Jul 2018	154
708	\$3,100	2/2	\$2.1	1,470	Jun 2018	116
803	\$3,400	3/3	\$2.0	1,702	Jun 2018	132
1111	\$3,400	3/3	\$2.0	1,681	Jun 2018	241
211	\$2,699	3/3	\$1.6	1,681	May 2018	268
416	\$3,900	3/3	\$2.3	1,688	May 2018	140
TS14	\$2,400	2/2	\$1.9	1,257	Mar 2018	27
511	\$2,900	3/3	\$1.7	1,681	Mar 2018	44

Currently Listed

ACTIVE LISTINGS 1/4

Unit	Price	Beds/Baths	\$/Sqft	Sqft	Listing Date	Owner
TS-09	\$496,900	2/2	\$395.3	1257	Mar 2014	MARK LISNYA...
PH10	\$579,000	2/2	\$441.3	1312	May 2015	N/A
N/A	\$683,000	3/3	\$404.6	1688	Jan 2017	N/A
TS11	\$685,000	3/3	\$427.9	1601	Oct 2018	N/A
N/A	\$308,900	2/2	\$245.7	1257	Nov 2018	N/A
TS20	\$648,000	3/3	\$405.0	1600	Jan 2019	N/A
TS16	\$389,900	2/2	\$295.4	1320	Feb 2019	N/A
PH05	\$650,000	3/3	\$411.4	1580	Feb 2019	N/A
TS08	\$560,000	2/2	N/A	N/A	Feb 2019	N/A
TS10	\$497,000	2/2	\$347.3	1431	Apr 2019	N/A
101	\$240,000	1/1	\$262.6	914	Aug 2018	N/A
103	\$500,000	3/3	\$293.8	1702	May 2019	N/A
104	\$445,000	3/3	\$261.5	1702	Apr 2018	N/A
104	\$448,998	3/3	\$263.8	1702	Jun 2018	ABRAHAN E S...
114	\$289,000	1/1	\$321.1	900	Aug 2018	N/A
120	\$650,000	3/3	\$406.3	1600	May 2018	N/A
204	\$529,000	3/3	\$310.8	1702	Aug 2018	GERMAN REB...
205	\$399,000	3/3	\$252.5	1580	Jan 2018	DAVID HARA...
209	\$289,000	2/2	\$229.9	1257	Mar 2018	SHMUEL HOL...
209	\$2,400/mth	2/2	\$1.9	1257	Apr 2019	N/A

Currently Listed

ACTIVE LISTINGS 2/4

Unit	Price	Beds/Baths	\$/Sqft	Sqft	Listing Date	Owner
209	\$2,200/mth	2/2	\$1.8	1257	Apr 2019	N/A
210	\$395,000	2/2	\$276.0	1431	Feb 2019	N/A
214	\$380,000	2/2	\$302.3	1257	Apr 2019	N/A
216	\$3,200/mth	3/3	\$1.9	1688	Mar 2019	N/A
216	\$355,000	2/2	\$268.9	1320	Apr 2019	N/A
301	\$615,000	3/3	\$384.4	1600	Sep 2016	N/A
308	\$2,450/mth	2/2	\$1.9	1320	May 2019	N/A
314	\$264,900	1/1	\$294.3	900	May 2019	N/A
401	\$288,000	1/1	\$315.1	914	Jan 2019	N/A
402	\$435,000	3/3	\$271.9	1600	Feb 2019	N/A
405	\$419,000	3/3	\$279.3	1500	Dec 2018	N/A
411	\$429,900	3/3	\$255.7	1681	Jan 2019	N/A
502	\$599,000	3/3	\$374.4	1600	Aug 2017	N/A
503	\$485,000	3/3	\$285.0	1702	May 2018	N/A
601	\$569,000	3/3	\$355.6	1600	Feb 2018	MARIO GUEJ...
602	\$579,000	3/3	\$361.9	1600	Aug 2018	PABLO LIBRA...
603	\$465,000	3/3	\$273.2	1702	Aug 2017	CARLOS COR...
603	\$3,200/mth	3/3	\$1.9	1702	Jan 2019	N/A
603	\$3,100/mth	3/3	\$1.8	1702	Mar 2019	N/A
604	\$4,500/mth	3/3	\$2.6	1702	Feb 2019	N/A

Currently Listed

ACTIVE LISTINGS 3/4

Unit	Price	Beds/Baths	\$/Sqft	Sqft	Listing Date	Owner
605	\$750,000	3/3	\$500.0	1500	Jun 2018	ALEXANDER J...
606	\$455,000	3/3	\$303.3	1500	Aug 2018	GREGORY B C...
608	\$2,900/mth	2/2	\$2.0	1470	Jan 2019	N/A
616	\$3,300/mth	3/3	\$2.0	1688	Feb 2019	N/A
616	\$465,000	2/2	\$352.3	1320	May 2019	N/A
705	\$520,000	3/3	\$346.7	1500	Apr 2019	N/A
706	\$470,000	3/3	\$313.3	1500	Dec 2018	N/A
709	\$390,000	2/2	\$310.3	1257	Apr 2019	N/A
710	\$475,000	2/2	\$362.0	1312	Sep 2017	MARCEL GRU...
711	\$559,000	3/3	\$332.5	1681	Dec 2018	N/A
716	\$400,000	2/2	\$303.0	1320	Jan 2019	N/A
716	\$2,400/mth	2/2	\$1.8	1320	Apr 2019	N/A
720	\$565,000	3/3	\$353.1	1600	Feb 2018	N/A
801	\$419,000	2/2	\$319.4	1312	Apr 2014	DAVID AGHB...
802	\$2,590/mth	2/2	\$2.0	1312	Apr 2019	N/A
808	\$3,400/mth	2/2	\$2.3	1470	Nov 2018	N/A
818	\$525,000	2/2	\$417.7	1257	Jan 2019	N/A
907	\$395,000	2/2	\$299.2	1320	Feb 2019	N/A
914	\$267,000	1/1	\$296.7	900	Feb 2019	N/A
914	\$2,000/mth	1/1	\$2.2	900	Mar 2019	N/A

Currently Listed

ACTIVE LISTINGS 4/4

Unit	Price	Beds/Baths	\$/Sqft	Sqft	Listing Date	Owner
916	\$645,000	3/3	\$382.1	1688	Apr 2018	N/A
918	\$2,450/mth	2/2	\$1.9	1257	Mar 2019	N/A
1004	\$4,300/mth	3/3	\$2.5	1702	Sep 2018	N/A
1007	\$499,000	2/2	\$373.8	1335	Sep 2017	R & N TANNOR
1008	\$530,000	2/2	\$360.5	1470	Mar 2019	N/A
1009	\$430,000	2/2	\$342.1	1257	May 2018	JOHAN KERK...
1011	\$700,000	3/3	\$416.4	1681	Apr 2019	N/A
1016	\$879,000	3/3	\$520.7	1688	Feb 2019	N/A
1016	\$4,900/mth	3/3	\$2.9	1688	Feb 2019	N/A
1016	\$2,500/mth	2/2	\$1.9	1320	Feb 2019	N/A
1118	\$399,000	2/2	\$317.4	1257	Aug 2017	N/A
1203	\$680,000	3/3	N/A	N/A	Oct 2018	N/A
1206	\$750,000	3/3	\$474.7	1580	Jun 2017	JOHNATHAN...
1211	\$599,000	3/3	\$356.3	1681	Sep 2016	N/A
1218	\$399,000	2/2	\$317.4	1257	Dec 2018	N/A
1220	\$535,000	3/3	\$316.9	1688	Feb 2019	N/A